

BULLYING EXTRACT FROM:-

Trends - Young People and Emotional Health and Well-Being incorporating Bullying 1983-2003

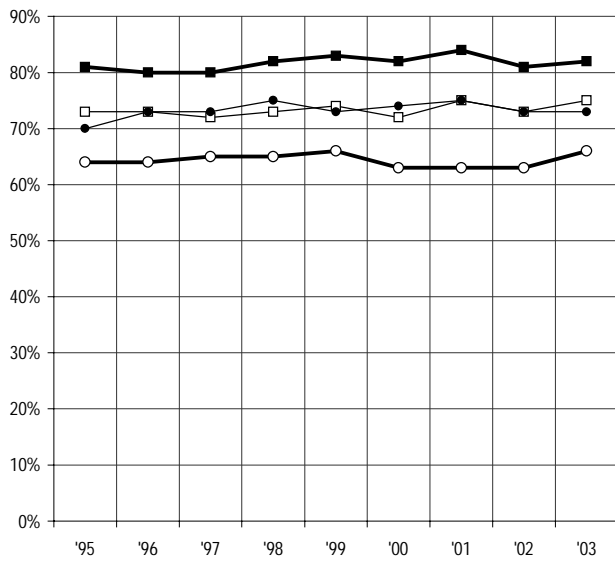
Bullying – 12-15 year olds 1995-2003



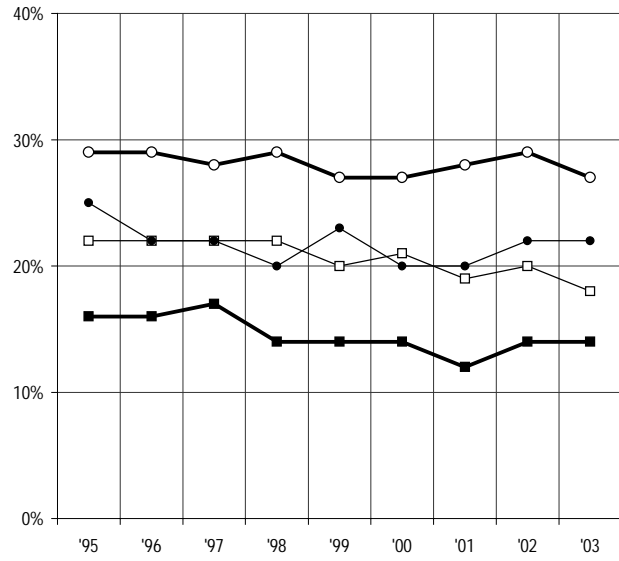
57 Do you ever feel afraid of going to school because of bullying?

0 = Never 1 = Sometimes 2 = Often 3 = Very often

Never feel afraid of going to school because of bullying

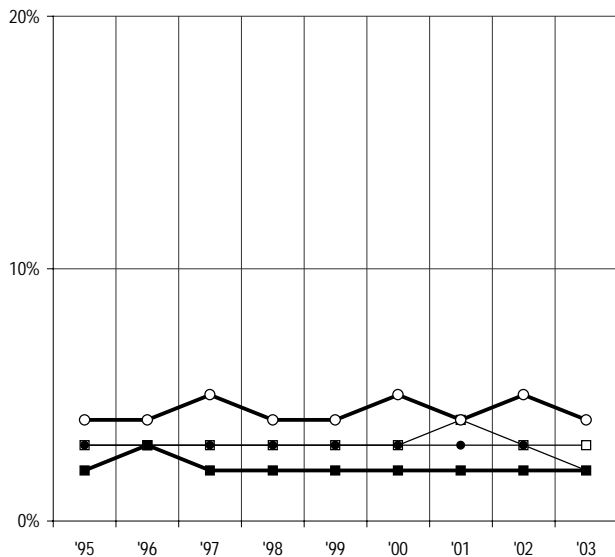


Sometimes feel afraid of going to school because of bullying

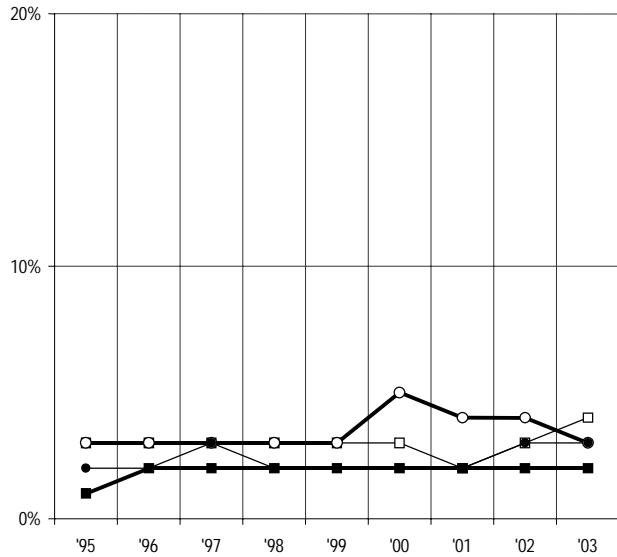


□ 12-13yr M ○ 12-13yr F ■ 14-15yr M ● 14-15yr F

Often feel afraid of going to school because of bullying



Very often feel afraid of going to school because of bullying



Bullying – 12-15 year olds 1995-2003



Observations – Please note the change of scale in the charts

- There is no overall trend in the charts relating to those feeling afraid to go to school because of bullying
- The 12-13 year old females, more often than the other groups, admit to feeling afraid 'sometimes'. The percentages have remained consistent with around 28% regularly choosing this option
- Around 4% of the younger females say they 'often' feel afraid, and around a further 4% say they 'very often' feel afraid to go to school because of bullying. Again there appears to be little change in the percentages since 1995
- Figures from the 14-15 year old females and 12-13 year old males have remained closely related over the years. Around 22% report concern over bullying 'sometimes'. Again these number drop to around 3% for both the 'often' and 'very often' options
- The 14-15 year old males have consistently reported the lowest percentages for this question. Around 15% choose fearing bullying 'sometimes' and about 2% for both the 'often' and 'very often' options

Commentary

- These figures, taken from a large sample size across many regions of the UK, suggest that young people are no more afraid of going to school because of bullying in 2003 than they were in 1995
- This is not to say that, for some, bullying is a major concern requiring support and understanding. 12-13 year old females, more than the other groups, consistently report having more concerns about bullying and between 7% to 10% of this group have reported being afraid 'often' or 'very often'
- Data below show the 'Yes' responses to the question 'Do you think others may fear going to school because of you':

Do you think others may fear going to school because of you? YES % responses	1998	1999	2000	2001	2002	2003
Male 12-13y	4	4	4	5	4	5
Female 12-13y	3	2	2	3	2	2
Male 14-15y	5	5	5	6	5	5
Female 14-15y	3	3	3	3	3	2

- One might expect the males to report higher percentages but the differences between the genders and age groups are small

Quality of the data

- The question has remained the same since 1995 although its position has changed. The wording for the options have also remained. Any differences in the data, over the years, could be due to 'question order effect' (page 9). However, the quality of the data appears to be acceptable due to the clarity of definition between genders and the pattern of the responses over time